

NEW MELBOURNE PANCHE

81-08



D.LGS. 81
del 2008

CAM (su
richiesta)



1IM (su
richiesta)




CLASSE 1
(su richiesta)

DESCRIPTION

The Melbourne family expands with a new bench version, designed to offer a practical and versatile solution for collective and professional spaces. This model stands out for its fully smooth plastic backrest, without perforations, enhancing its essential and modern design while maintaining the simple and appealing style that defines the collection. This version is ideal for furnishing modern and dynamic conference rooms, waiting areas, airports, stations, and other collective spaces that require functional and durable seating. Thanks to its sturdy structure and carefully designed ergonomics, the Melbourne benches ensure durability and practicality, meeting the needs of high-traffic environments. The modularity of the bench allows for seat configurations based on specific requirements, with the option to integrate a practical storage table for added functionality. This combination of design, customization, and versatility makes the Melbourne benches a perfect choice for professional and public spaces, seamlessly blending style and practicality into a single solution.

SHELL



Black NCS
9000-N



White NCS
0500-N




Red NCS
3060-Y80R



Dark grey
NCS 7500-N

LEGS FRAME



Black



Aluminium

WEIGHT AND WARRANTY

110
KG

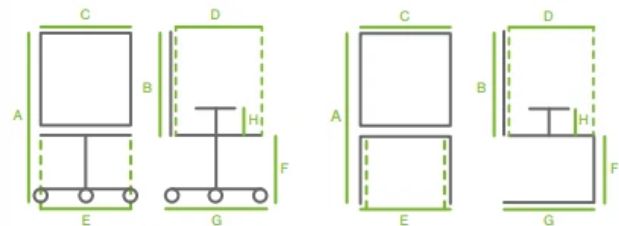
5
YEARS

Considering the maximum weight recommended by ITALIAN SEDIOLITI. For warranty conditions, please refer to the general sales conditions at the beginning of the list.



THE PHOTO MAY INCLUDE OPTIONAL

DIMENSIONS

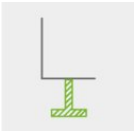


	A	B	C	D	E	F	G	H
NW ME 2 PAN	80	35	44	48	116	47	62	
NW ME 2 PAN + T	80	35	44	48	171	47	62	
NW ME 3 PAN	80	35	44	48	171	47	62	
NW ME 3 PAN + T	80	35	44	48	226	47	62	
NW ME 4 PAN	80	35	44	48	226	47	62	



SHELL

Visible plastic, smooth backrest



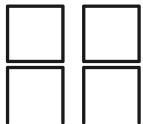
FRAME

Rectangular tube beam 80x40x2 and inverted "T" steel leg, black painted

NW ME 2 PAN

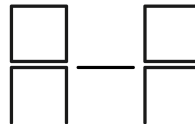
1 0.23 20

Plastica a vista

**NW ME 2 PAN + T**

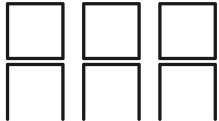
1 0.30 25

Plastica a vista

**NW ME 3 PAN**

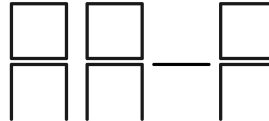
1 0.35 25

Plastica a vista

**NW ME 3 PAN + T**

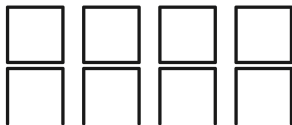
1 0.42 30

Plastica a vista

**NW ME 4 PAN**

1 0.42 30

Plastica a vista

**OPTIONAL****LEGS****GAM PAN**

Inverted "T" shaped black standard legs

**GAM PAN NY**

Inverted "V" shaped nylon legs

**GAM PAN AL**

Brushed aluminum "Y" shaped inverted legs

LEGS**GAM PAN ALV**

Brushed aluminum "V" shaped inverted legs

UPHOLSTERIES**RIV SED NW ME**

Seat upholstered with foam and fabric

Cat. 1
Cat. 2
Cat. 3
Cat. 4**RIV TOT NW ME**

Backrest/seat upholstered with foam and fabric

Cat. 1
Cat. 2
Cat. 3
Cat. 4**CERTIFICATIONS****KIT PER 1IM (TS)**

Backrest/seat: fireproof fabric and resin (Berlin, Aurea Mood) included

**KIT PER 1IM**

Backrest/seat: fireproof fabric and resin (Alba, Bonday, King, Mini&Melange, Inca). Please contact one of our sales representatives

**KIT PLASTICA IGNIFUGA**

Fireproof plastic in black color

CERTIFICATIONS**KIT EN 16139**

For the EN16139 certified version, please contact one of our sales representatives

